



INTERNATIONAL APPLICATION PUBLISHED UNDER THE PATENT COOPERATION TREATY (PCT)

<p>(51) International Patent Classification ⁶ : H04N 7/16</p>	<p>A1</p>	<p>(11) International Publication Number: WO 97/41690 (43) International Publication Date: 6 November 1997 (06.11.97)</p>
<p>(21) International Application Number: PCT/US97/07493 (22) International Filing Date: 2 May 1997 (02.05.97) (30) Priority Data: 08/642,105 2 May 1996 (02.05.96) US (71) Applicant: AWARD SOFTWARE INTERNATIONAL, INC. [US/US]; 777 East Middlefield Road, Mountain View, CA 95043 (US). (72) Inventor: KIKINIS, Dan; 20264 Ljepava Drive, Saratoga, CA 95070 (US). (74) Agent: BOYS, Donald, R.; P.O. Box 187, Aromas, CA 95004 (US).</p>		<p>(81) Designated States: CN, JP, KR, European patent (AT, BE, CH, DE, DK, ES, FI, FR, GB, GR, IE, IT, LU, MC, NL, PT, SE). Published <i>With international search report. Before the expiration of the time limit for amending the claims and to be republished in the event of the receipt of amendments.</i></p>

(54) Title: TV WITH URL RECEPTION FOR INTERNET ACCESS

(57) Abstract

A display system receives (83) a data stream having successive image frame data in frame regions and Internet Universal Resource Locator (URL) data and association data in data regions between frame regions, and displays on a display monitor successive frames derived from the image frame data. The association data associates one or more image entities in successive frames with one or more URLs, and a viewer, by selecting (99) an associated image entity in the display, causes the system to access (103) the Internet, to connect to a source on the Internet associated with the URL, to download (109) a WEB page from the source, and to display (111) the WEB page in the display. The viewer may interact with the displayed WEB page to access further related information. Entities may be enhanced in the display to indicate association with the hidden URL.

FOR THE PURPOSES OF INFORMATION ONLY

Codes used to identify States party to the PCT on the front pages of pamphlets publishing international applications under the PCT.

AL	Albania	ES	Spain	LS	Lesotho	SI	Slovenia
AM	Armenia	FI	Finland	LT	Lithuania	SK	Slovakia
AT	Austria	FR	France	LU	Luxembourg	SN	Senegal
AU	Australia	GA	Gabon	LV	Latvia	SZ	Swaziland
AZ	Azerbaijan	GB	United Kingdom	MC	Monaco	TD	Chad
BA	Bosnia and Herzegovina	GE	Georgia	MD	Republic of Moldova	TG	Togo
BB	Barbados	GH	Ghana	MG	Madagascar	TJ	Tajikistan
BE	Belgium	GN	Guinea	MK	The former Yugoslav Republic of Macedonia	TM	Turkmenistan
BF	Burkina Faso	GR	Greece			TR	Turkey
BG	Bulgaria	HU	Hungary	ML	Mali	TT	Trinidad and Tobago
BJ	Benin	IE	Ireland	MN	Mongolia	UA	Ukraine
BR	Brazil	IL	Israel	MR	Mauritania	UG	Uganda
BY	Belarus	IS	Iceland	MW	Malawi	US	United States of America
CA	Canada	IT	Italy	MX	Mexico	UZ	Uzbekistan
CF	Central African Republic	JP	Japan	NE	Niger	VN	Viet Nam
CG	Congo	KE	Kenya	NL	Netherlands	YU	Yugoslavia
CH	Switzerland	KG	Kyrgyzstan	NO	Norway	ZW	Zimbabwe
CI	Côte d'Ivoire	KP	Democratic People's Republic of Korea	NZ	New Zealand		
CM	Cameroon		Republic of Korea	PL	Poland		
CN	China	KR	Republic of Korea	PT	Portugal		
CU	Cuba	KZ	Kazakhstan	RO	Romania		
CZ	Czech Republic	LC	Saint Lucia	RU	Russian Federation		
DE	Germany	LI	Liechtenstein	SD	Sudan		
DK	Denmark	LK	Sri Lanka	SE	Sweden		
EE	Estonia	LR	Liberia	SG	Singapore		

TV WITH URL RECEPTION FOR INTERNET ACCESS

5

Field of the Invention

10 The present invention is in the area of multimedia apparatus and methods, and pertains more particularly to integrating Internet access with TV transmission and display to provide TV viewers with supplementary information regarding displayed entities and the like.

Background of the Invention

15

With continuing development of new and better ways of delivering television and video presentations to end users, and parallel development of computerized information systems, such as the Internet and the associated World Wide Web (WWW), there have been concerted efforts
20 to integrate various systems to provide enhanced information and entertainment systems. For example, developers are introducing integrated systems combining TVs with computer subsystems, so a TV may be used as a WEB browser.

In some systems computer elements, such as a CPU, memory, and
25 the like, are built into the familiar chassis of a TV set. In such a system, the TV screen becomes the display monitor in the computer mode. In such a system, conventional TV elements and circuitry are incorporated along with the computer elements, and capability is provided for a user to switch modes. One may thus, with a properly equipped system, select to
30 view analog TV programs, digital TV programs, conventional cable TV, satellite TV, pay TV from various sources, and browse the WWW as well, displaying WEB pages and interacting with on-screen fields and relational systems for jumping to related information, databases, and other WEB pages.

35

In some other systems, computer elements are provided in an enclosure separate from the TV, termed in the art a set-top box. Set-top box systems have an advantage for providers in that they may be connected to conventional television sets, so end users don't have to buy a
40 new TV along with the computer elements.

In such integrated systems, whether in a single enclosure or as set-top box systems, user input is typically through a hand-held device quite similar to a familiar remote controller, usually having infra-red communication with the set-top box or a receiver in the integrated TV.

5 For computer mode, such as WEB browsing, a cursor is displayed on the TV screen, and cursor manipulation is provided by buttons on the remote. Select buttons are also provided in the remote to perform the familiar function of such buttons on a pointer device, like a mouse or trackball more familiar to computer users.

10 Set-top boxes and computer-integrated TVs adapted as described above typically have inputs for such as a TV antenna (analog), cable TV (analog or digital), more recently direct-satellite TV (digital), and may also connect to mass storage devices such as hard disk drives and CD-ROM drives to provide a capability for uploading video data from such drives
15 and presenting the dynamic result as a display on the TV screen.

The present inventors have noted that with the coupling of computer technology (digital) with TV, many capabilities familiar to computer users have been made available to TV users. For example, ability to provide text annotation for TV presentations is considerably
20 enhanced. Computer techniques such a Pix-on-Pix are now available, wherein separate TV presentations may be made in separate windows, or overlaid windows on the display screen. Separate windows may also support display from separate sources, such as an analog TV program in one window, a computer game in another, and a video conference in a
25 third.

Still, with all of the digital techniques made available, an essential separation still remains between the computer world and the dynamic TV world. Consider, for example, how a need or desire for information occurs to an end user. A person watching a TV program identifies with a
30 particular performer. The viewer may not remember the performer's name, but might be very interested for a time in recalling the name, and even in gathering further information about the actor or actress.

Conventionally in this situation, the viewer can wait until the end of the program, where the credits are typically displayed, usually
35 unreadable, note the name of the performer, then (assuming an integrated system) switch modes to Browse, access the WWW, and search the performer's name, the studio name, the program name, or some other

criteria, to seek the desired information. If the information desired is available somewhere in a WEB page or related database, the user may, after some effort, be able to satisfy his/her desire for the information.

5 One more simple example should suffice. Given a TV advertisement, a viewer may be thoroughly enamored by an advertisement for a particular item such as an automobile, and wish to purchase the item or one much like it. Given the cost of network television advertising, and the necessary time limitations imposed on purchasers of advertising time as a result, the depth of information provided about purchasing an
10 advertised item is necessarily limited. Certain salient features may be provided, typically those that an advertiser presumes will attract a purchaser, and some general pricing information may be provided as well.

Assuming an automobile advertisement as an example, full detail of options, models, availability, pricing and financing details, and where
15 one might go locally to examine and test drive a model of the car could not be provided. Moreover, even if full detail were provided, the viewer would have a hard time trying to write it all down for future use. See, for example, the fine print on automobile lease advertisements.

In most cases a viewer sold by a TV advertisement has to make
20 some determined effort to actually complete a purchase of the advertised item, except for the questionable case of TV shopping channels, which are not presumed by many to be credible. Moreover, many major manufacturers do not offer products to be sold by the conventional phone-in TV shopping technique.

25 What is clearly needed is a further integration of the techniques of WEB browsing and TV transmission to provide a method and apparatus for a viewer to very quickly garner maximum information about entities of interest seen in TV transmissions. A method allowing a viewer to quickly and easily access information in detail about products advertised at a more
30 general level, and about people and things of interest identified in TV transmissions.

Summary of the Invention

35 In a preferred embodiment of the invention a varying signal for providing a display on a display monitor is provided, comprising a first region comprising image information for a single frame for the display;

and a second region separate from the first region, the second region comprising information relating a visual entity in the display provided by the information in the first region to an Internet Universal Resource Locator (URL). The second region may also comprises information relating the visual entity to a specific position in the single frame display. The signals in the first region may be either analog or digital in nature. The second region may also comprise information for causing the visual entity to be visually enhanced in the display, such as by alteration of contrast, brightness, or color signals, or some combination of these.

10 In an alternative embodiment a system is provided for TV transmission and display of television programming, comprising a source providing a data stream having image frame data in one region and a dynamic Internet Universal Resource Locator (URL) in a separate region, the URL related to an image entity in a display provided by the image frame data; and receiving and display apparatus adapted for receiving and displaying the image frame data on a display monitor, the receiver and display apparatus comprising also an Internet Browser. In this embodiment the receiver strips the URL from the region separate from the region comprising the image frame data, activates the Internet Browser, accesses a World Wide Web home page associated with the URL, and displays the home page on the display monitor.

In the system embodiment just described, the URL may be associated with an image entity in a frame displayed from the image frame data, or more than one entity may be associated each with a different URL. Also the image entity may be enhanced in the display to indicate to a viewer that the entity is associated with a URL. Enhancement can be by one or more of adjusting brightness or contrast, by adjusting color, or by adding an outline to the entity.

The source in such a system may be a broadcast transmitter broadcasting a TV signal, a Video Cassette Recorder (VCR) playing a VCR tape, a CD-ROM drive playing a CD-ROM disk, or a computer apparatus retrieving and transmitting a data stream from a hard disk drive. The WEB page retrieved and displayed may take up the entire display, or may be displayed as a movable and adjustable window on the display monitor.

35 In other embodiments a receiving and display apparatus is provided comprising computerized control circuitry: data stream receiving

and processing circuitry; an Internet browser; display circuitry; and a display monitor. The receiving and processing circuitry receives a data stream having image frame data and an Internet Universal Resource Locator (URL) identifying an Internet source and provides the image frame data to the display circuitry and the URL to the control circuitry. The display circuitry provides a display on the display monitor from the image frame data, and the control circuitry accesses the Internet, causes the Browser to access the Internet source, and downloads and displays a WEB page from the Internet source.

In this receiving and display apparatus the URL is associated with a specific entity image in the display. There may also be multiple URLs associated each with a different specific entity image in the display. The WEB page retrieved is displayed as a movable and adjustable window in the display in a preferred embodiment, but may also be displayed in place of the previous display.

In another aspect of the invention a signal preparation and transmission apparatus is provided comprising imaging apparatus for monitoring a scene and preparing a signal data stream therefrom, the data stream comprising image frame data; and control circuitry adapted for adding an Internet Universal Resource Locator URL to the data stream and for associating the URL with an image entity in one or more of the image frames. There may also be more than one URL each associated with a different image entity. Visual enhancement of the image entity in a display provided by the data stream may be provided as well, such as by one or more of adjusting brightness, contrast, or color.

In another aspect a method is provided for association of an entity in a broadcast image with an Internet Universal Resource Locator (URL), comprising steps of (a) preparing a data stream having frame data regions comprising sequential frame data from a scene using a visual imaging apparatus; (b) inserting data for the URL in second regions between the frame data regions; and (c) inserting data relating the URL to a specific entity in an adjacent frame data region in the second regions between the frame data regions.

In this method steps (b) and (c) may be steps performed in editing pre-recorded image data, or, alternatively, steps performed automatically in a live broadcast by computerized apparatus coordinated with the visual imaging apparatus. There may additionally be a step for inserting data in

the second regions for enhancing display of the entity.

In yet another aspect a method is provided for associating an entity in an image displayed from a broadcast data stream with an Internet Universal Resource Locator (URL), comprising steps of (a) displaying
5 image frames derived from a data stream having image frame data; (b) acquiring the URL and association data from data regions separate from but interleaved with the image frame data; and (c) associating the entity in successive image frames with the acquired URL according to the association data.

10 In this method there may be a further step of visually enhancing the entity in the successive image frames such as by adjustment of one or more of color, brightness, or contrast in the display.]

In still a further aspect of the invention a method is provided for accessing additional information related to an image entity in a video
15 display, comprising steps of (a) associating the image entity with a dynamic Universal Resource Locator (URL) transmitted between frames in a data stream including image frames for the video display; (b) selecting the entity in the video display by user input; (c) accessing the Internet via a Network Interface Module (NIM) in response to the user input, and
20 connecting to the data source associated with the URL; (d) downloading a WEB page from the data source; and (e) displaying the WEB page in the video display.

In this further method provided the WEB page may be displayed in the video display as a movable and adjustable window, or may take up
25 the entire display. User selection is preferably by cursor manipulation and selection with a pointer device. Multiple image entities may be associated each with a unique URL, and more than one WEB page may be accessed and displayed by selecting more than one image entity.

The present invention in its many aspects and embodiments
30 provides a very user-friendly ability to access information not normally provided in television and other video displays, and affords a new tool for advertisers and promoters. It also conveniently bypasses time-consuming and laborious tasks for a viewer who wishes additional information from such displays and presentations.

Brief Description of the Drawings

Fig. 1 is a block diagram of a set-top box as may be used as a platform for practicing the present invention.

5 Fig. 2A is an exemplary TV display according to an embodiment of the present invention.

Fig. 2B is a representation of a data stream for transmitting a TV display in an embodiment of the invention as shown in Fig. 2A.

10 Fig. 2C is an exemplary display showing a WEB page in a window on a TV display as might be presented as a result of practicing the present invention.

Fig. 3A is a flow diagram depicting steps in preparing a TV transmission according to an embodiment of the present invention.

15 Fig. 3B is a flow diagram depicting steps in receiving a TV broadcast with a dynamic URL, in initiating access to a WEB page according to an embodiment of the present invention.

Description of the Preferred Embodiments

20 In embodiments of the present invention, individual images in TV presentations, such as persons, objects, and the like, are linked with Universal Resource Locators (URLs) in a manner that a viewer may select such images, and by so doing, invoke a linked URL, which leads to a
25 WEB location providing information related to the image. In most embodiments of the invention an image related to a URL is enhanced in display, such as by a special color, an enhanced brightness (a halo), or an outline. Other forms of enhancement are possible as well.

30 Fig. 1 is a block diagram of a set-top box 11 as may be used for practicing the present invention. Set-top box 11 is more sophisticated and has more functionality than required for practicing the invention in some embodiments, but serves as a good example of the sort of platform that may be used.

35 In box 11 a decoder/tuner 13 receives signals from a variety of sources, such as a satellite link 15, a cable TV line 17, and a VCR input 16. An 80486 CPU 19 in this embodiment provides management and computing ability, and is connected to decoder/tuner 13 by link 21. In

- 8 -

other embodiments other CPUs may be used. Decoder/tuner 13, accepts and decodes satellite signals on link 15, Cable TV signals on line 17, and VCR video signals on line 16.

5 In addition to the CPU and decoder/tuner in set-top box 11, there is a Motion Picture Experts Group (MPEG) decoder 25 for interpreting data provided to the set top box in MPEG I and MPEG II format, or future formats, and for providing signals therefrom to drive a TV or a video monitor. MPEG is an industry standard protocol for video data, and is well known in the art.

10 MPEG decoder 25 is coupled to CPU 19 by link 27 and to decoder/tuner 13 by link 29. MPEG decoder 25 has an output line 31 to a video graphics adapter (VGA) chip or chip set 33, including video ram (VRAM). The VGA chip set is adapted for driving a TV screen or a computer display screen via conventional circuitry. Other sorts of video
15 circuitry might be used.

An analog telephone modem 35 connects to a telephone line 37 and to CPU 19, providing communication with a remote location for pay-TV transactions and diagnostic and downloading services. An optional ISDN interface 39 in this embodiment connects to an optical digital data
20 cable 41 and to CPU 19 for digital telephone communication, which may be used instead of or in addition to analog modem 35. There are optional interfaces provided also for a compact-Disk Read-Only Memory (CD-ROM) drive 43 and a hard disk drive 45. The modems depicted here are convenient, and are examples of Network Interface Modules (NIMs) that
25 may be used for Internet access.

Set-top box 11 has a ROM 47 for such as BIOS functions, and also dynamic random access memory (DRAM) 49. Operating code 48, stored in DRAM 48, provides functionality according to embodiments of the invention, and may be recorded in any conventional manner accessible
30 and executable by CPU 19. Code 48 includes a WEB browser, and routines for specific functionality according to embodiments of the invention, described more fully below. The WEB browser is adapted to access servers on the WWW, such as server 54 shown connected to link
35 through one of the modems associated with the system of Fig. 1.

It will be apparent to those with skill in the computer arts that the communication links indicated in Fig. 1 for set top box 11 are illustrative

of data flow, and are not meant to indicate the type or bandwidth of specific links. It is well known, for example, that CPUs of the sort described communicate on parallel buses with bus cycles controlled by bus controllers in an industry standard fashion, such as an ISA bus, an
5 EISA bus, and the like. Other sorts of communication links may be used, such as Universal Serial Bus (USB) and others.

In the set-top box of Fig. 1, VGA circuitry 33 has outputs links 20 and 22 for driving a TV 51 and/or a computer display monitor 53, and display in various embodiments may be made on either or both. There is
10 also an infra-red communicating remote 63 adapted for conventional remote functions and also for cursor control and selection by directional buttons 67 and selection buttons 69. Infra-red communication from remote 63 is to receiver 65 in the set-top box.

As is well known in the art, data stream transmissions made for the
15 purpose of presenting images on a display screen are sent in identifiable frames. This is generally true whether the origination is a stored (pre-recorded) data stream, or a live transmission, and whether the transmission is digital or analog. The specific technology in any case is very well known in the art, and not necessary to cover in detail in this specification.

In frame-by-frame transmissions, as is known in the art, it is
20 known to transmit information in the space between frames. The format of digital transmissions allows for such data, and analog TV transmission has blank lines between frames which may also be used for data transmission within certain space and time limitations. Information for
25 colorizing black-and-white TV presentations is coded in this manner, as are special captions for hearing handicapped, for example.

In various embodiments of the present invention one or more entity images in frames of a transmission are identified as to position and extent in the frame, and are associated with a WWW URL. As a
30 simplified example, in an advertisement for a certain brand of automobile, an icon or emblem may be presented in each frame at a particular position in the frame. The emblem could be, for example, the specific emblem used for that brand of automobile, like the well-known Ford™, Chevrolet™, of BMW™ emblem. The emblem could be provided in the
35 advertisement in any of the conventional manners known in the art. Fig. 2A is a simplified depiction of a frame 55 displayed with a BMW emblem 57 in the frame at a particular position with a specific areal extent.

- 10 -

In this example the BMW advertisement is a pre-recorded advertisement that may be transmitted any number of times and displayed, just as advertisements are typically displayed between portions of TV programs. In the recording of the advertisement, or in an editing procedure for existing pre-recorded advertisements, data is recorded to be transmitted between frames identifying the position and extent of the BMW emblem in the adjacent frame, and associating the emblem with a specific WWW URL, of the general form <http://www.bmw.com>. The URL is a locator on the WWW for a Home Page provided on a WEB server maintained by BMW, and being a repository for detailed information in addition to that provided in the transmitted advertisement.

In alternative embodiments of the invention different entities in the a frame may be associated with different URLs, and may serve to direct the user to different home pages on the WEB, or to different data locations on the same home page. The car itself may be highlighted and associated with a URL as well as the emblem, and the car URL could lead to information on the latest model, in this example, perhaps <http://www.bmw.com/latestmodel>.

Fig. 2B is an illustration of a data stream 59 wherein data for a first frame 61 and a second, following frame 65 is separated by a data region 63 containing the data identifying the position and extent of BMW emblem 57 in frame 61. A next data region 67 follows frame 59 and identifies the position and extent of the BMW emblem in that frame as well, and carries the URL associated with the emblem as well. In this manner each frame has an associated data region with the image position and extent data, and the associated URL.

In conventional reception systems, wherein computer capability is not provided integrated with the TV capability, the additional data including the URL is not utilized, and passes transparently, as the data is between frames, and only the frame data is utilized in such conventional TV-only systems. However, an a system of the sort described with the aid of Fig. 1., wherein computer functions have been integrated with TV functions, the data between frames can be utilized in a special way.

In a system with a CPU and a memory, and also equipped with special control routines according to an embodiment of the invention, the BMW emblem is treated as an interactive screen region in a manner familiar to persons who use access WEB pages. The computer system

integrated with the TV circuitry displays a cursor 70 on the screen which may be positioned by a user via positioning buttons 67 on hand-held remote 63 (see Fig. 1). In other systems, cursor control may be accomplished by a pointer device or in another convenient manner.

5 Continuing with the example of the BMW advertisement, as the TV frames are displayed, which includes BMW emblem 57, a viewer may activate the cursor (cursor may activate automatically when the viewer manipulates one or another of buttons 67). Following special control routines according to an embodiment of the invention, data between
10 frames is stripped and used in execution of the control routines to identify the position and areal extent of emblem 57 in the adjacent frames, and the associated URL.

If the viewer is interested in additional information, he/she may manipulate the cursor to touch the region of emblem 57 and then actuate a
15 selection signal, such as pressing one of the buttons 69 on the remote. On receipt of the selection signal with the cursor touching the BMW emblem, the system executes browser routines, accessing the WWW, and dials up the WEB server (see server 54 and modem 35 or 39, Fig. 1) described above maintained by BMW on the WWW. The URL in the data region
20 between frames of the TV transmission, associated with the BMW emblem is the WWW address for dial-up.

Once a viewer activates the system of the invention, and connection is made to the BMW WEB server, action may proceed in one of several ways. In one embodiment, the TV display is suspended, and the
25 initial WEB page downloaded from the BMW server is displayed instead. Preferably, the TV display continues, and the WEB page downloaded is displayed in a window 71 over the TV display as shown in Fig. 2C. In this manner, window 71 can be enlarged or downsized, moved on the screen, and closed whenever the viewer wishes. Also, interactive areas in
30 the window relating to additional information or related WEB pages can be activated with cursor 70 and selector buttons 69, just as though the WEB page in the superimposed window is a page displayed on a computer monitor via a conventional WEB browser. This capability includes ability to scroll via scroll bars and the like as commonly presented with WEB
35 pages on the WWW. In some embodiments, due to areal limitations for display, rather than sizing a WEB page to a window for display, the WEB page is maintained at a certain minimum size, and if the window is too

small to show all of the WEB page, scanning and panning capability is provided as known in the art for accessing the entire page.

The BMW WEB page shown in window 71 of Fig. 2C is an information portal for the TV viewer to access an abundance of information via the WWW, but not available in the original TV advertisement. Such information might include, for example, colors available (with examples), body styles (with pictures), performance data, detailed pricing structure, sales and lease terms available, locations near the viewer where a demonstration drive may be accomplished and company representatives may be interviewed, and much more. Even demonstrative videos may be downloaded and played for the viewer, if the system is equipped to display such information. Further, and importantly, a pre-filled order form may be accessed. The process of buying a dealer's product can be made painless and user/buyer friendly.

In addition to simply accessing additional information, the two-way capability of Internet links allows a viewer, through WEB page access, to send information to the server via input fields, assuming, of course, that the system at the viewer's command has text input capability, such as at least a minimum keyboard.

The example presented herein of a BMW automobile advertisement is but one special application in the scope of the invention. In variations of this embodiment, the image region associated with an URL could be an image of the car, rather than the BMW emblem. The active image region could move in the presentation of the TV advertisement, and the interframe data would track the screen position and extent, so cursor movement could be coordinated with the dynamic image in real time.

In addition to tracking and coordinating a dynamic image, the dynamic image may be enhanced in the display in a manner to indicate to the viewer that the dynamic image is a related region for access for further information. This may be done by outlining in some fashion on the screen, brightness and or contrast adjustment, color variation, or some combination of these or other techniques.

In this manner any image in a TV transmission may be associated, according to embodiments of the present invention, with a dynamic URL for accessing additional information related to the image.

In a minimum embodiment, a URL may be associated in an inter-frame region, as described above, and, upon selection of the image, the URL may be displayed on the screen as text information for the viewer to remember or copy. The URL may also be downloaded to a memory device for later printout or use in browsing.

There are an almost endless list of adaptations and embodiments of this invention. The example of the BMW advertisement is a commercial application, and one may imagine a multitude of such commercial advertising applications.

In other embodiments, for example, in TV programs other than advertisements, actors and actresses may be associated with URLs which will lead to WEB pages with information such as other movies or presentations featuring the same person, biographical information, availability and preferences for additional work (for agents and the like). In politics, positions on issues, coming rallies and campaign stops, and the like may be accessed from political spots having an active region according to the invention. In sports events, information about particular athletes may be provided, and information about schedules, upcoming contests, records, chances of playoff positions, and the like may be presented. Sports organizations may also present season ticket prices and the like, and even accomplish sales over Internet links.

Fig. 3A is a flow diagram depicting a procedure followed by an apparatus in conjunction with a data stream containing a dynamic URL in conjunction with an embodiment of the present invention.

At step 83 a data stream is received bearing entity data and one or more dynamic URLs in a data region separate from image frame data. The one or more URLs are linked to the image entities by a tag. The URLs can be sent before (ahead of) the images and stored in a cache. Thus, when many images are displayed at the same time, more bandwidth can be allocated to the entities, as opposed to the URL data.

At step 85 interframe data is stripped and provided to computer elements in the receiving platform (see Fig. 1) to a CPU executing dynamic URL control routines according to an embodiment of the present invention at step 87. A normal TV picture is presented from the frame data at step 89 by the conventional TV elements of the receiving interactive system.

At step 91 data from the inter-frame regions is processed to enhance the identified entity, and the enhancement is accomplished at step 93. At step 95 a viewer provides pointer input to activate and manipulate a cursor on the TV screen. The input is processed at step 97, and at step 5 99 the viewer moves the cursor to the area of the enhanced entity image. At step 101 the viewer activates a selection input, which is processed at step 103, and at step 105 the enhanced entity is selected. This selection initiates WEB access by computer elements in the receiving and display system.

10 At step 107 a Network Interface Module (NIM) is initialized and dial-up is accomplished, providing Internet access for the receiving system. The NIM may be an analog or a digital modem, a cable modem, a satellite modem, one of computer network cards, such a 10bT, 100bT, Token Ring, or any of a number of other ways to access the Internet.

15 At step 109 the dynamic URL associated with the enhanced entity is presented on the Internet, and the associated WEB page is downloaded. The WEB page is displayed at step 111, either as the display or as a window on the display. Step 113 represents further action the viewer may take with the WEB page, selecting related information, jumping to related 20 sites on the WWW, and interacting with the WEB page in general in any or all of the ways known to those with skill in the art. At step 115 the viewer deactivates the WEB display, which may be done by selecting a familiar close box, or by any of several other viewer input techniques.

The descriptions above relate principally to pre-recorded 25 presentations for TV display, such as advertisements, programs to be delayed and repeated and the like. In such material editing may be done frame-by-frame adding the few bytes of information needed in between frames to relate one or more images in adjacent frames to a URL. Methods to accomplish such editing will be apparent to those with skill in 30 the TV and data transmission arts. Similar techniques may be used with VCR media and CD-ROM media. No known method of recording and disseminating still or dynamic images for subsequent image display are excluded. MPEG data formats, for example, include means for including such data.

35 Fig. 3B is a flow diagram depicting general steps for preparing a TV transmission with a dynamic URL according to an embodiment of the present invention. At step 73 an entity, such as the BMW emblem in the

example above, is identified in a scene to be broadcast, to be associated with a dynamic URL.

At step 75 the identified entity is associated with a URL. The URL will in most cases be for a WEB page maintained for the purpose of providing additional information related to the identified entity, or associated with the TV broadcast in a more general way.

At step 77 the location and, in many cases, the areal extent of the identified entity is identified for a broadcast frame relative to frame geometry. That is, the position and extent of the entity on a display screen.

At step 79 data defining the position and areal extent of the identified entity, and a URL to be associated with the entity, is recorded in a data region separate from the image data for display frame in the data stream for a broadcast. The separate data region is associated with the frame.

In step 81 steps 1-4 are repeated for all frames wherein an entity is to be associated with a dynamic URL. In most cases one entity will be repeated in a relatively large number of frames, so a viewer will have time to react and select a dynamic entity. In a single program or broadcast several entities may be thus associated with a single, or with several URLs.

Any entity is a candidate, and there are many possibilities. People may be selected, objects or artifacts, or added icons or images for example. In some cases the entity to be identified and associated with a URL is actually added to the scene by added data in the same region used for the URL. In some embodiments as well, a single (point) position is identified for an entity, and a general area, such as a circular area or a rectangular area is associated with the entity, to be the area which a viewer may select to initiate a dynamic URL.

The invention is not limited to pre-recorded and edited image data. Unique methods may be employed to provide the advantages of the present invention in live broadcasts, such as sports events and the like. In live broadcasts the data between frames, including a URL associated with an image, has to be inserted in substantially real time, or with a minimum delay. This means that the transmission equipment, meaning a camera and associated image and data processing apparatus, has to have a way of knowing which object or person being imaged is to be an URL-associated

object or image, and the apparatus has to develop the data to be inserted frame-by-frame.

To accomplish real-time live broadcasts with dynamic URLs, an object or a person to be URL associated simply needs to be equipped with an apparatus capable of informing the separate imaging apparatus of the fact of association and position. In one embodiment this apparatus takes the form of a broadcaster, such as an infra-red transmitter or a radio beacon broadcaster.

A broadcast device as described accomplishes two essential purposes in transmission to the imaging apparatus. The first is positional, so the imaging apparatus may insert positional and areal extent data in the interframe region devoted to such information, and the second may be the URL itself. In some embodiments, the URL may be inserted automatically, as the URL will be common to an event rather than an object or person. In others, the URL is added specific to a tracked object or person. In the case of real-time live broadcast, the technique mentioned above, wherein a point location is identified and a standard areal extent is inserted, is a convenient method.

There are a number of convenient ways that the necessary information for dynamic URL inclusion may be provided by a person or an object being imaged by such as a TV camera. Infra-red and radio beacon are just two of many. In some embodiments bar codes on a players clothing may be used, the codes readable by the imaging apparatus. In others, alternative broadcast techniques may be used, such as X-Rays or UHF transmissions. Any method of transmitting information over a distance may be utilized.

It will be apparent to those with skill in the art that there are many alterations that may be made in the embodiments of the invention described without departing from the spirit and scope of the invention. For example, there are many manifestations of the apparatus described as an example with the aid of Fig. 1, that would be suitable for practicing the invention. All of the elements of Fig. 1 are not necessary to practice the invention in all embodiments, and in some embodiments only certain selected elements are needed. For example, the CD-ROM drive and hard-disk drive elements shown are not needed in most embodiments, but might be used in some embodiments.

- 17 -

In addition to the above, although TV broadcast from a remote location by any one of several methods, either live broadcast or pre-recorded, has been used primarily as examples for described embodiments above, the invention also encompasses other ways of providing TX signals to a display, and the integrated ability to respond to dynamic URLs. For example, TV programming with associated URLs may be provided on video tape to be used in a VCR, by signals stored on one of the hard disk drives, or by signals provided on a CD-ROM disk to be played in the CD-ROM drive shown in Fig. 1. The invention is broad enough to encompass any means of providing signals for TV display, with the signals integrated with a dynamic URL for allowing a user to browse the Internet WWW as a result of interacting with an enhanced entity in a frame of a TV display.

Still further, there are many ways the functionality of the control routines required for such an apparatus, for stripping interframe data and for accomplishing browsing in response to dynamic URLs, may be provided. It is well known in the computer arts that specific functionality may be provided by control routines written in a variety of ways. It is not the specific order of code that is unique, however, rather the functionality that the code provides for the apparatus.

There are a large body of potential applications for the invention described in several embodiments herein. Each of such applications may be regarded as a new embodiment of the present invention rather than as a new invention.

There are, in addition, many formats for display of WEB pages with simultaneous display of TV programming, and the many variations possible simply attest to the breadth of the present invention.

What is claimed is:

1. A varying signal for providing a display on a display monitor, comprising:
 - 5 a first region comprising image information for a single frame for the display; and
 - a second region separate from the first region, the second region comprising information relating a visual entity in the display provided by the information in the first region to an Internet Universal Resource
 - 10 Locator (URL).
2. A varying signal as in claim 1 wherein the second region further comprises information relating the visual entity to a specific position in the single frame display.
- 15 3. A varying signal as in claim 1 comprising analog television signals in the first region.
4. A varying signal as in claim 1 comprising digital television data in the
- 20 first region.
5. A varying signal as in claim 1 further comprising information in the second region adapted for causing the visual entity to be visually enhanced in the display.
- 25 6. A varying signal as in claim 5 wherein enhancement of the visual entity is by alteration of one or both of brightness and contrast.
7. A varying signal as in claim 5 wherein enhancement of the visual entity
- 30 comprises alteration of color signals at the position of the visual entity.
8. A system for TV transmission and display of television programming, comprising:
 - 35 a source providing a data stream having image frame data in one region and a dynamic Internet Universal Resource Locator (URL) in a separate region, the URL related to an image entity in a display provided by the image frame data; and

- 19 -

receiving and display apparatus adapted for receiving and displaying the image frame data on a display monitor, the receiver and display apparatus comprising also an Internet Browser;

5 wherein the receiver strips the URL from the region separate from the region comprising the image frame data, activates the Internet Browser, accesses a World Wide Web home page associated with the URL, and displays the home page on the display monitor.

9. A system as in claim 8 wherein the URL is associated with an image
10 entity in a frame displayed from the image frame data.

10. A system as in claim 8 wherein more than one entity in the display is associated with a URL.

15 11. A system as in claim 9 wherein the image entity is enhanced in the display to indicate to a viewer that the image entity is associated with a URL.

20 12. A system as in claim 10 wherein the enhancement is by one of adjusting brightness or contrast, by adjusting color, or by adding an outline to the entity.

25 13. A system as in claim 8 wherein the source is a broadcast transmitter broadcasting a TV signal.

14. A system as in claim 8 wherein the source is a Video Cassette Recorder (VCR) playing a VCR tape.

30 15. A system as in claim 8 wherein the source is a CD-ROM drive playing a CD-ROM disk.

16. A system as in claim 8 wherein the source comprises a computer apparatus retrieving and transmitting a data stream from a hard disk drive.

35 17. A system as in claim 8 wherein the WEB page is displayed as a movable and adjustable window on the display monitor.

18. A receiving and display apparatus comprising:
computerized control circuitry;
data stream receiving and processing circuitry;
5 an Internet browser;
display circuitry; and
a display monitor;

wherein the receiving and processing circuitry receives a data
stream having image frame data and an Internet Universal Resource
10 Locator (URL) identifying an Internet source and provides the image
frame data to the display circuitry and the URL to the control circuitry,
and wherein the display circuitry provides a display on the display monitor
from the image frame data, and the control circuitry accesses the Internet,
causes the Browser to access the Internet source, and downloads and
15 displays a WEB page from the Internet source.

19. The apparatus of claim 18 wherein the URL is associated with a
specific entity image in the display.

20. The apparatus of claim 18 comprising multiple URLs associated each
with a different specific entity image in the display.

21. The apparatus of claim 18 wherein the WEB page is displayed as a
movable and adjustable window in the display.

25

22. A signal preparation and transmission apparatus comprising:

imaging apparatus for monitoring a scene and preparing a signal
data stream therefrom, the data stream comprising image frame data; and
control circuitry adapted for adding an Internet Universal Resource
30 Locator URL to the data stream and for associating the URL with an
image entity in one or more of the image frames.

23. The apparatus of claim 22 wherein the control circuitry adds more
than one URL each associated with a different image entity.

35

24. The apparatus of claim 22 wherein the control circuitry adds data to
the data stream to visually enhance the image entity in a display provided

by the data stream.

25. The apparatus of claim 24 wherein the enhancement is by one or more of adjusting brightness, contrast, or color.

5

26. A method for providing association of an entity in a broadcast image with an Internet Universal Resource Locator (URL), comprising steps of:

(a) preparing a data stream having frame data regions comprising sequential frame data from a scene using a visual imaging apparatus;

10 (b) inserting data for the URL in second regions between the frame data regions; and

(c) inserting data relating the URL to a specific entity in an adjacent frame data region in the second regions between the frame data regions.

15

27. The method of claim 26 wherein steps (b) and (c) are steps performed in editing pre-recorded image data.

28. The method of claim 26 wherein steps (b) and (c) are performed automatically in a live broadcast by computerized apparatus coordinated with the visual imaging apparatus.

20

29. The method of claim 26 further comprising a step for inserting data in the second regions for enhancing display of the entity.

25

30. A method for associating an entity in an image displayed from a broadcast data stream with an Internet Universal Resource Locator (URL), comprising steps of:

30 (a) displaying image frames derived from a data stream having image frame data;

(b) acquiring the URL and association data from data regions separate from but interleaved with the image frame data; and

(c) associating the entity in successive image frames with the acquired URL according to the association data.

35

31. The method of claim 30 comprising a further step of visually enhancing the entity in the successive image frames.

32. The method of claim 31 wherein the enhancement is by adjustment of one or more of color, brightness, or contrast in the display.

5 33. A method for accessing additional information related to an image entity in a video display, comprising steps of:

(a) associating the image entity with a dynamic Universal Resource Locator (URL) transmitted between frames in a data stream including image frames for the video display;

10 (b) selecting the entity in the video display by user input:

(c) accessing the Internet via a Network Interface Module (NIM) in response to the user input, and connecting to the data source associated with the URL;

(d) downloading a WEB page from the data source; and

15 (e) displaying the WEB page in the video display.

34. The method of claim 33 wherein the WEB page is displayed in the video display as a movable and adjustable window.

20 35. The method of claim 33 wherein user selection is by cursor manipulation and selection with a pointer device.

36. The method of claim 33 wherein multiple image entities are associated each with a unique URL, and more than one WEB page is
25 accessed and displayed by selecting more than one image entity.

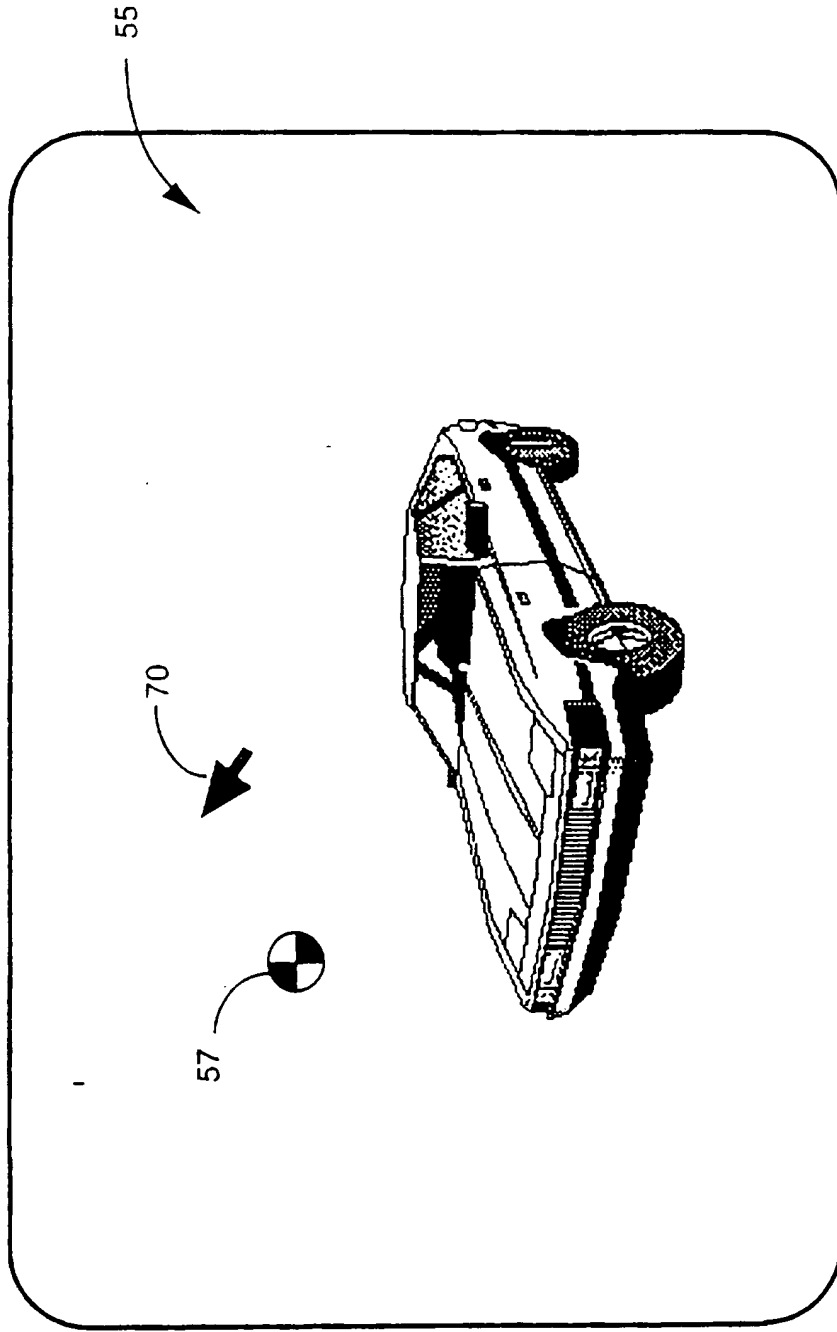


Fig. 2A

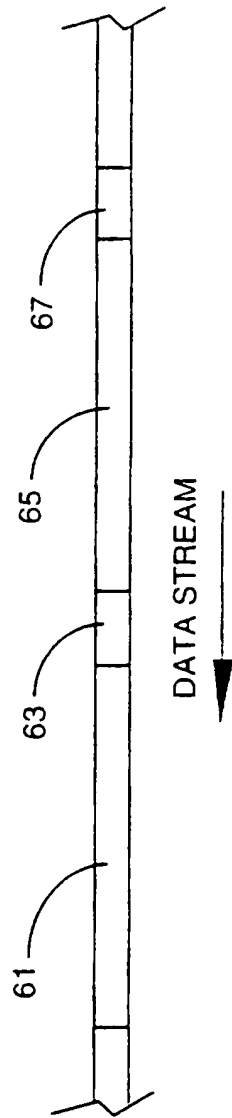


Fig. 2B

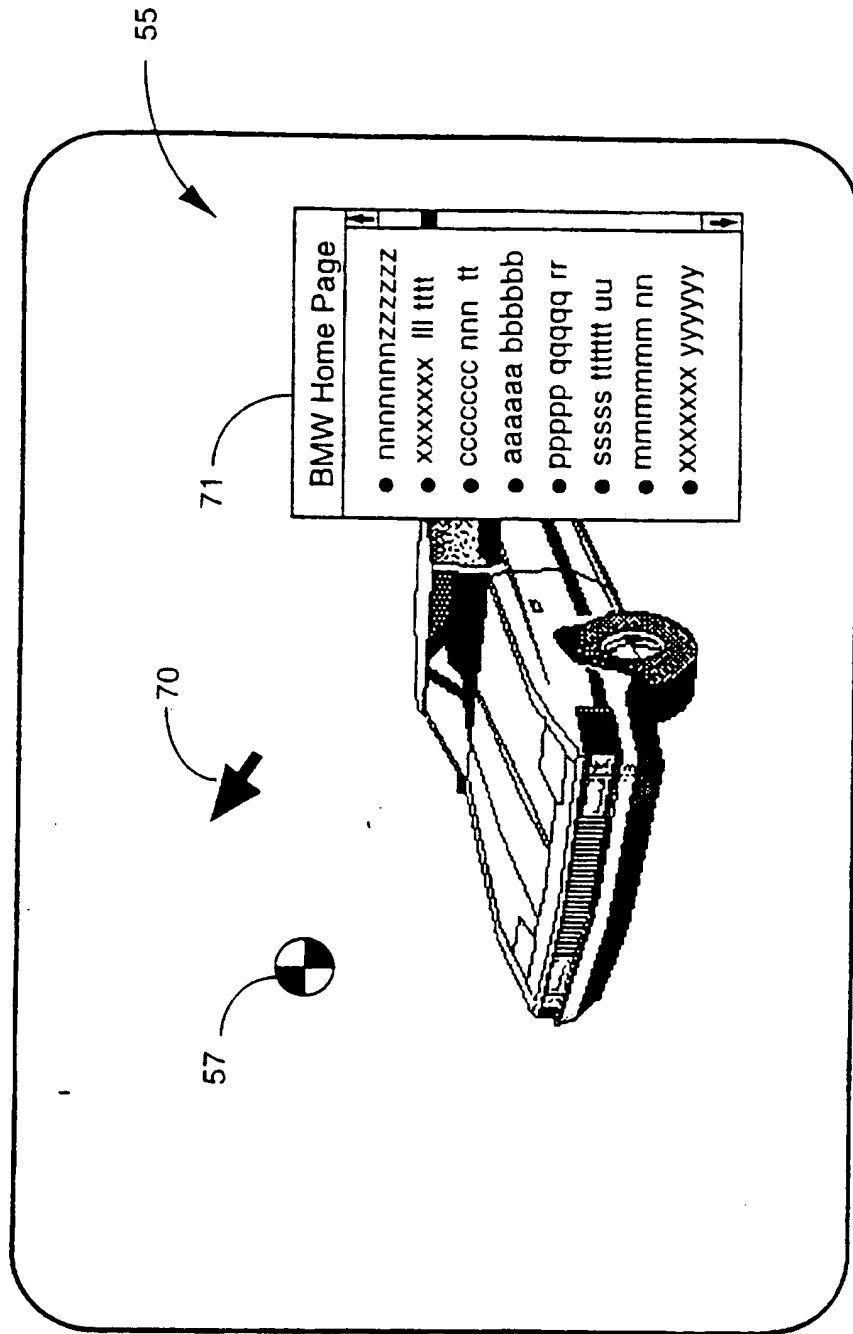


Fig. 2C

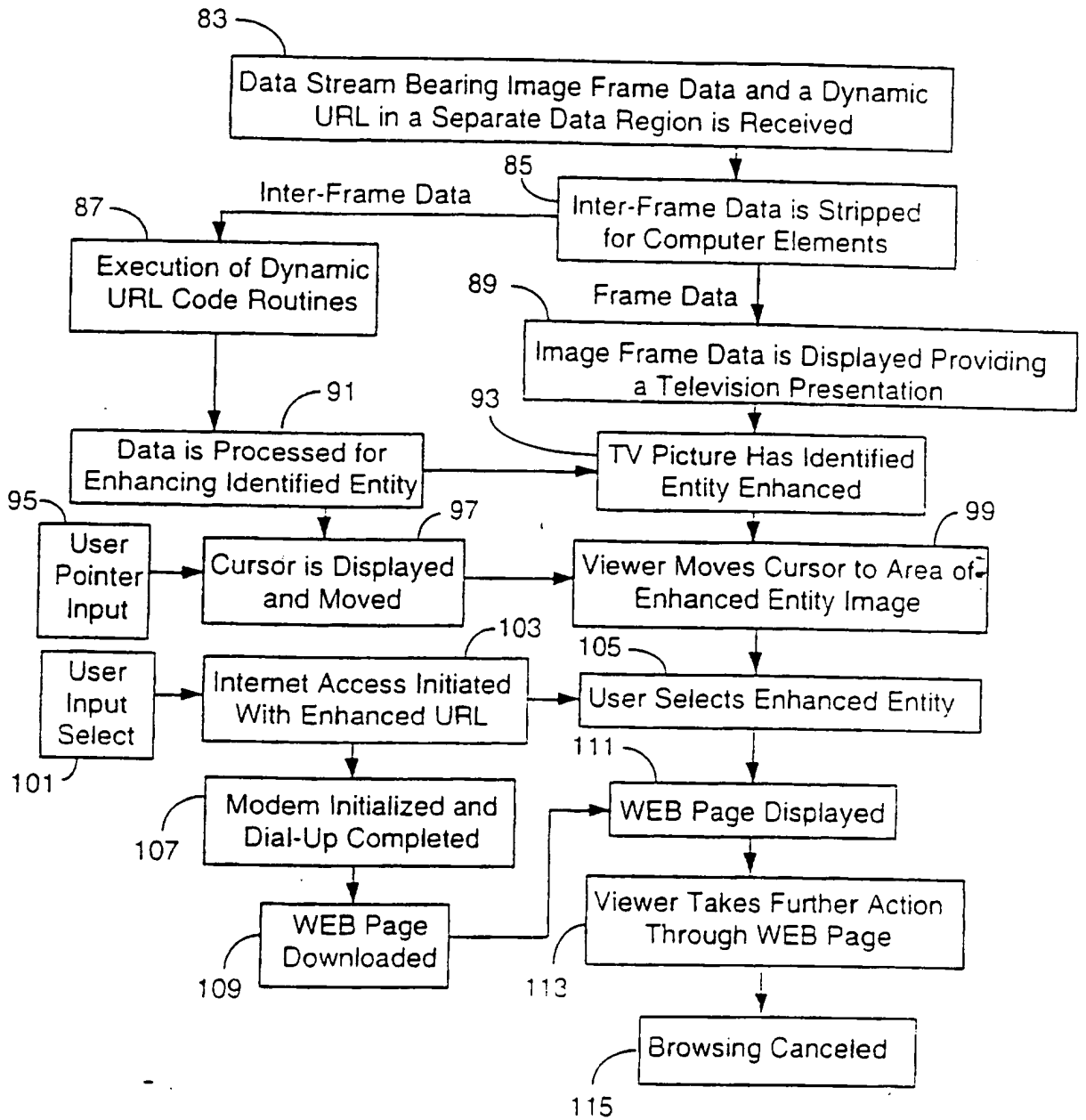


Fig. 3A

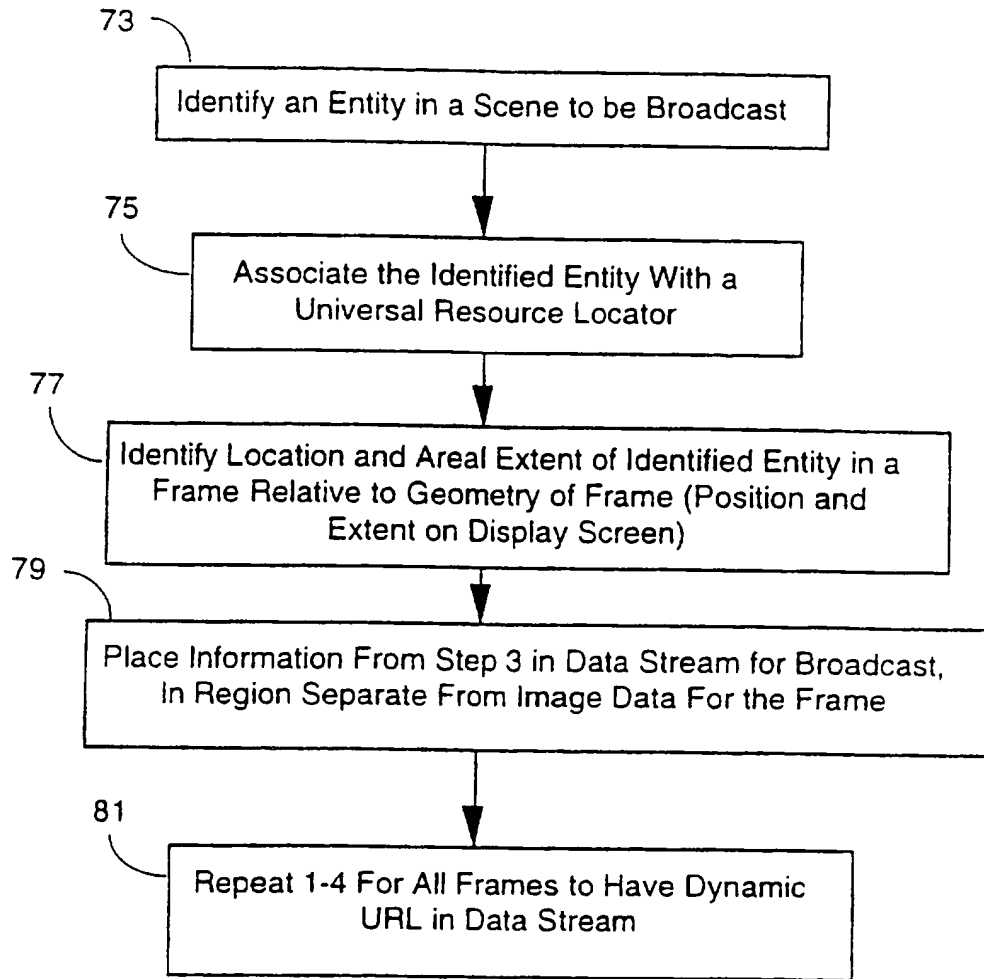


Fig. 3B

INTERNATIONAL SEARCH REPORT

International application No.
PCT/US97/07493

A. CLASSIFICATION OF SUBJECT MATTER
 IPC(6) :H04N 7/16
 US CL :348/13, 10,-6; 455/6.1, 6.2, 6.3
 According to International Patent Classification (IPC) or to both national classification and IPC

B. FIELDS SEARCHED
 Minimum documentation searched (classification system followed by classification symbols)
 U.S. : Please See Extra Sheet.

Documentation searched other than minimum documentation to the extent that such documents are included in the fields searched

Electronic data base consulted during the international search (name of data base and, where practicable, search terms used)
 Please See Extra Sheet.

C. DOCUMENTS CONSIDERED TO BE RELEVANT

Category*	Citation of document, with indication, where appropriate, of the relevant passages	Relevant to claim No.
X --- Y	INTERNET WEEK "Joining Television And The Internet Using Java", V.2 NO. 14, Published 01 April 1996 3 pages.	1-4,8-10, 13-23,26-30 33-36 ----- 5-7,11,12, 24,25,31,32
Y	US 5,418,576 A (ROSS) 23 May 1995 col. 1, line 65 - col. 2, line 45, col. 5, lines 20-25	5-7,11,12 24,25,31 32
A, P	US 5,570,295 A (ISENBERG ET AL.) 29 OCTOBER 1996, abstract, figures 1-4	1-36
A,E	US 5,640,193 A (WELLNER) 17 June 1997 abstract, figures 1-2	1-36

Further documents are listed in the continuation of Box C. See patent family annex.

* Special categories of cited documents:	T	later document published after the international filing date or priority date and not in conflict with the application but cited to understand the principle or theory underlying the invention
A document defining the general state of the art which is not considered to be of particular relevance	*X*	document of particular relevance; the claimed invention cannot be considered novel or cannot be considered to involve an inventive step when the document is taken alone
E earlier document published on or after the international filing date	*Y*	document of particular relevance; the claimed invention cannot be considered to involve an inventive step when the document is combined with one or more other such documents, such combination being obvious to a person skilled in the art
L document which may throw doubts on priority claim(s) or which is cited to establish the publication date of another citation or other special reason (as specified)	*A*	document member of the same patent family
O document referring to an oral disclosure, use, exhibition or other means		
P document published prior to the international filing date but later than the priority date claimed		

Date of the actual completion of the international search 21 JULY 1997	Date of mailing of the international search report 09 OCT 1997
---	---

Name and mailing address of the ISA/US Commissioner of Patents and Trademarks Box PCT Washington, D.C. 20231 Facsimile No. (703) 305-3230	Authorized officer CHRISTOPHER GRANT <i>Jon. Hill</i> Telephone No. (703) 305-3900
---	--

INTERNATIONAL SEARCH REPORT

International application No.
PCT/US97/07493

C (Continuation). DOCUMENTS CONSIDERED TO BE RELEVANT

Category*	Citation of document, with indication, where appropriate, of the relevant passages	Relevant to claim No.
A	US, 5,438,355 A (PALMER) 01 August 1995 abstract, figures 1-2	1-36

INTERNATIONAL SEARCH REPORT

International application No.
PCT/US97/07493

B. FIELDS SEARCHED

Minimum documentation searched

Classification System: U.S.

348/13, 12, 10, 7, 6, 1, 686, 678, 687, 563, 564; 455/6.1, 6.2, 6.3, 5.1, 4.2, 3.1, 2;
H04N 7/16. 7/173

B. FIELDS SEARCHED

Electronic data bases consulted (Name of data base and where practicable terms used):

APS, DIALOG

search terms: URL OR (UNIFORM OR UNIVERSAL) RESOURCE LOCAT?

TV OR TELEVISION

INTERNET OR WWW OR WORLD WIDE WEB

BEST AVAILABLE COPY